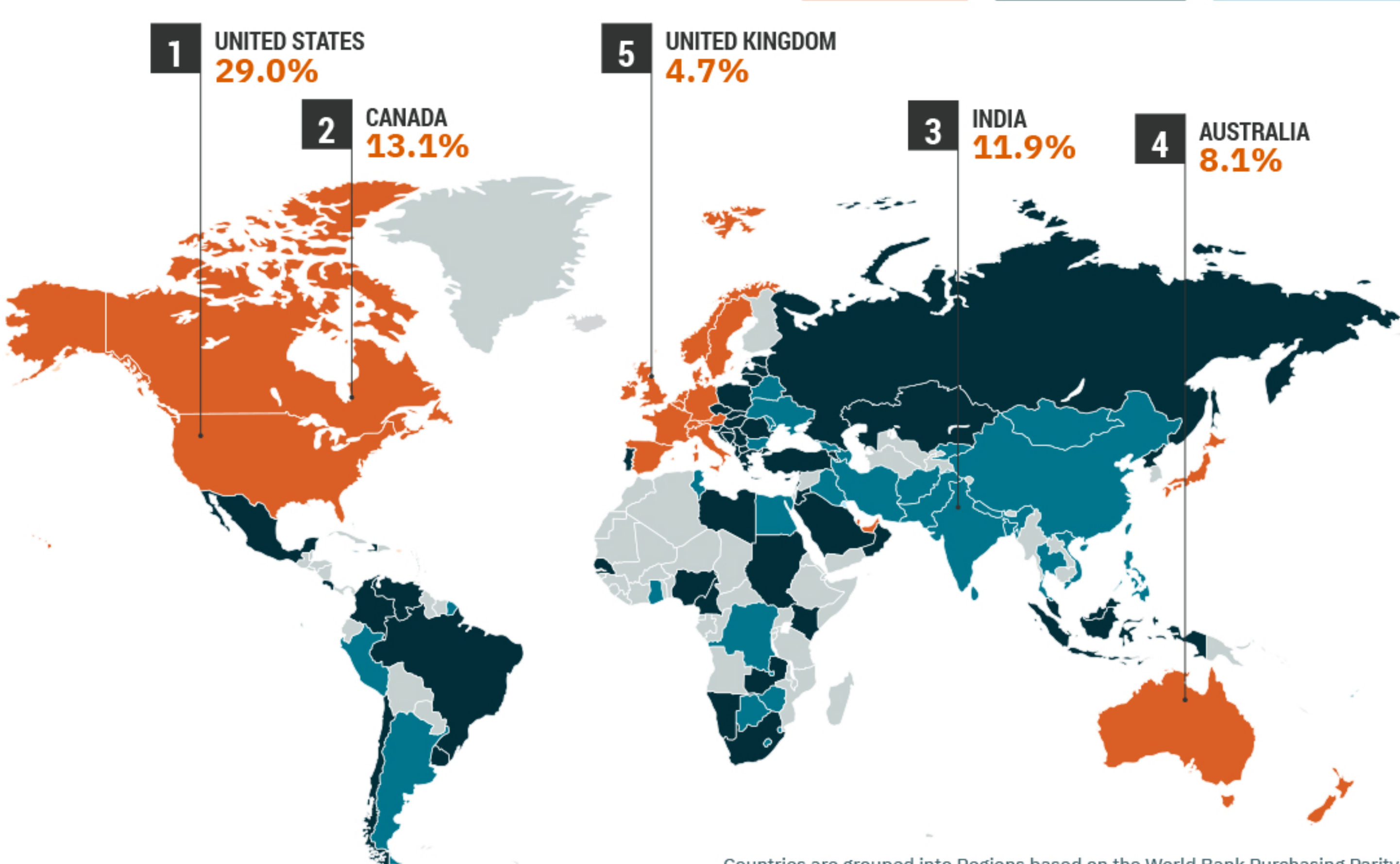


Total Respondents & Participating Countries

129 COUNTRIES

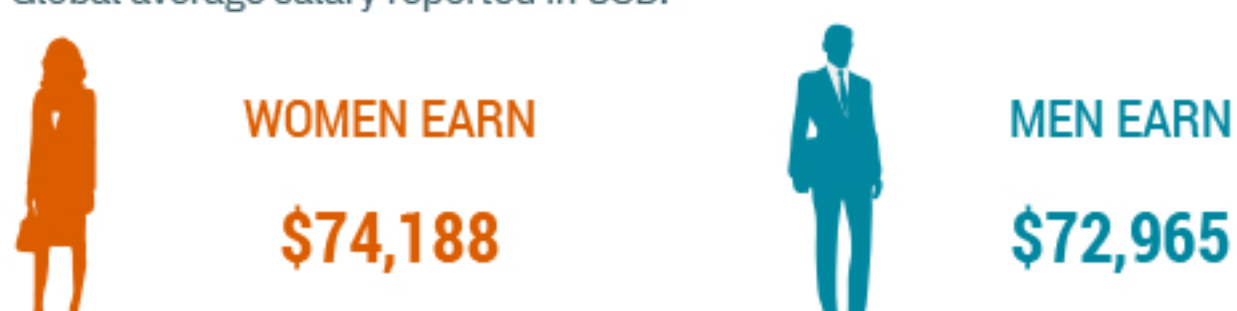
5616 RESPONDENTS

RESPONSES BY TOP 5 COUNTRIES



GLOBAL AVERAGE SALARY BY GENDER†

Global average salary reported in USD.*



In 2019, the global women's salary is 2% higher than men's salary.

†Non-binary responses were not statistically relevant in survey responses.

AVERAGE SALARY OF CERTIFICATION HOLDER

BAs WHO HOLD AT LEAST ONE CERTIFICATION EARN 11% HIGHER THAN NON-CERTIFIED INDIVIDUALS

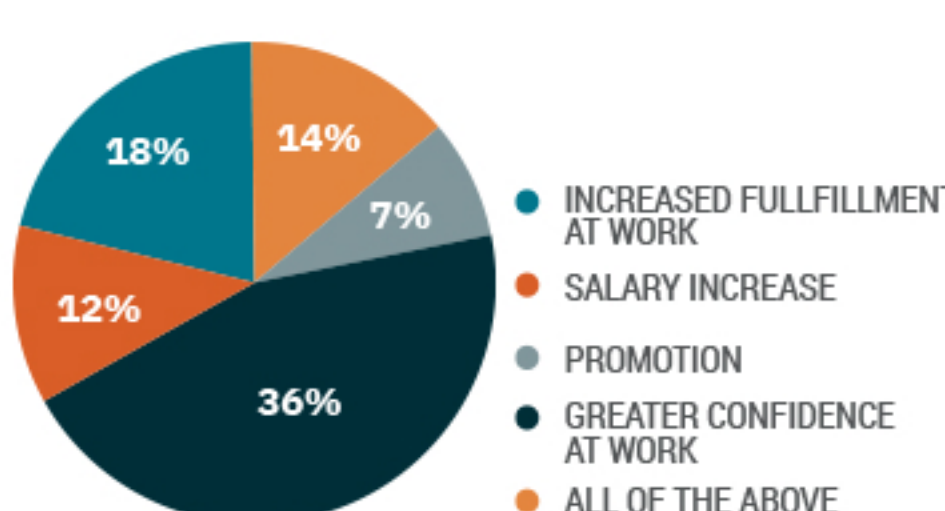


BAS WHO HOLD ONE OR MORE IIBA CERTIFICATIONS EARN 14% MORE THAN AVERAGE**

63% OF GLOBAL RESPONDENTS REPORT BUSINESS ANALYST IS IN THEIR TITLE



BENEFITS OF CERTIFICATION



36% of respondents report higher confidence at work is the most important benefit when considering to pursue a professional certification

EDUCATION LEVEL



BAS WHO HOLD AN IIBA CBAP® CERTIFICATION EARN 19% MORE THAN AVERAGE**

36% Survey Respondents aged 26-35

On average, 71% of BAs report they have worked for their current employer for 5 years or less



AVERAGE YEARS' OF EXPERIENCE & TENURE



WHAT PERCENTAGE OF SURVEY RESPONDENTS WORK FULL-TIME?



TOP INDUSTRIES THAT EMPLOY BAs



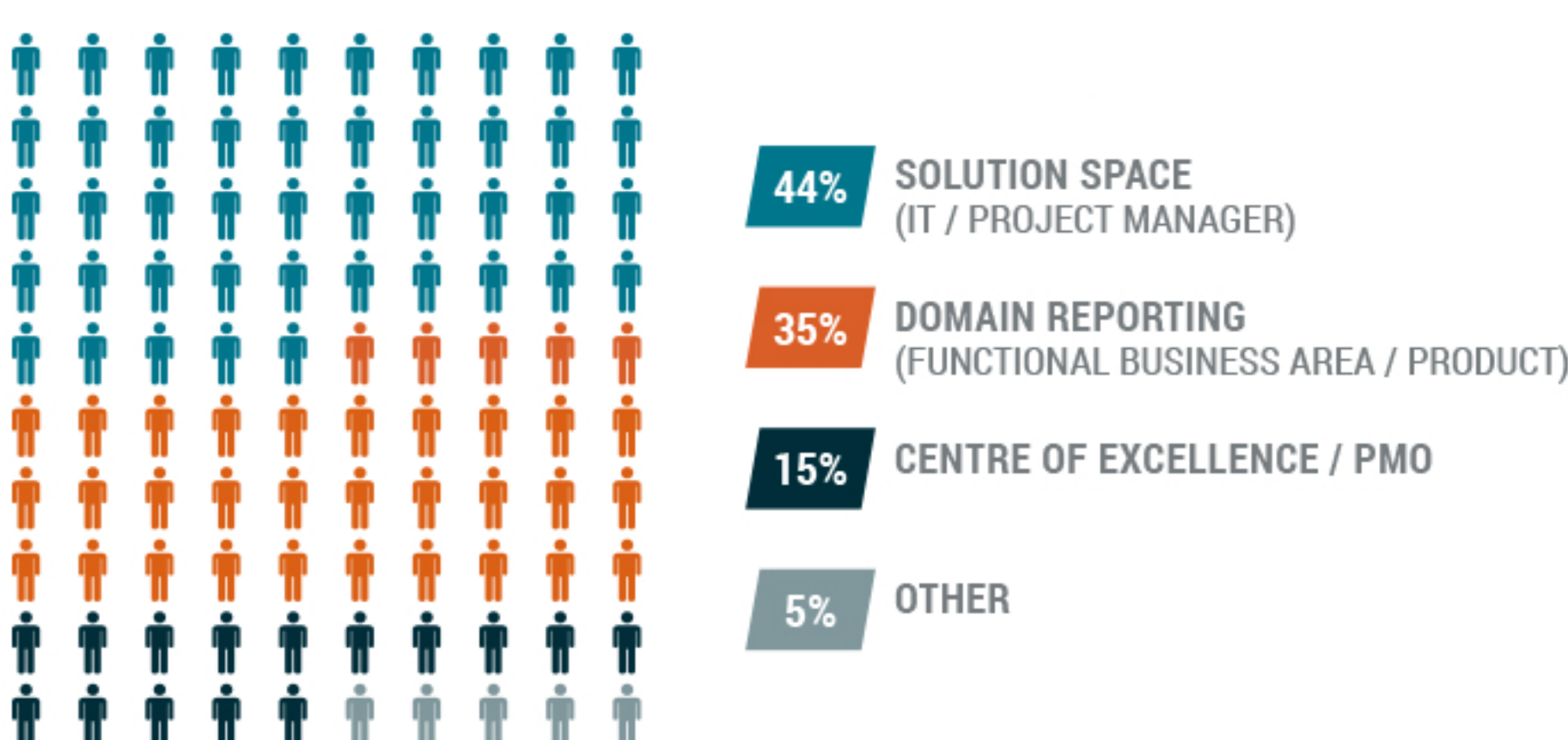
TOP 3 PAYING INDUSTRIES WHERE BAs WORK



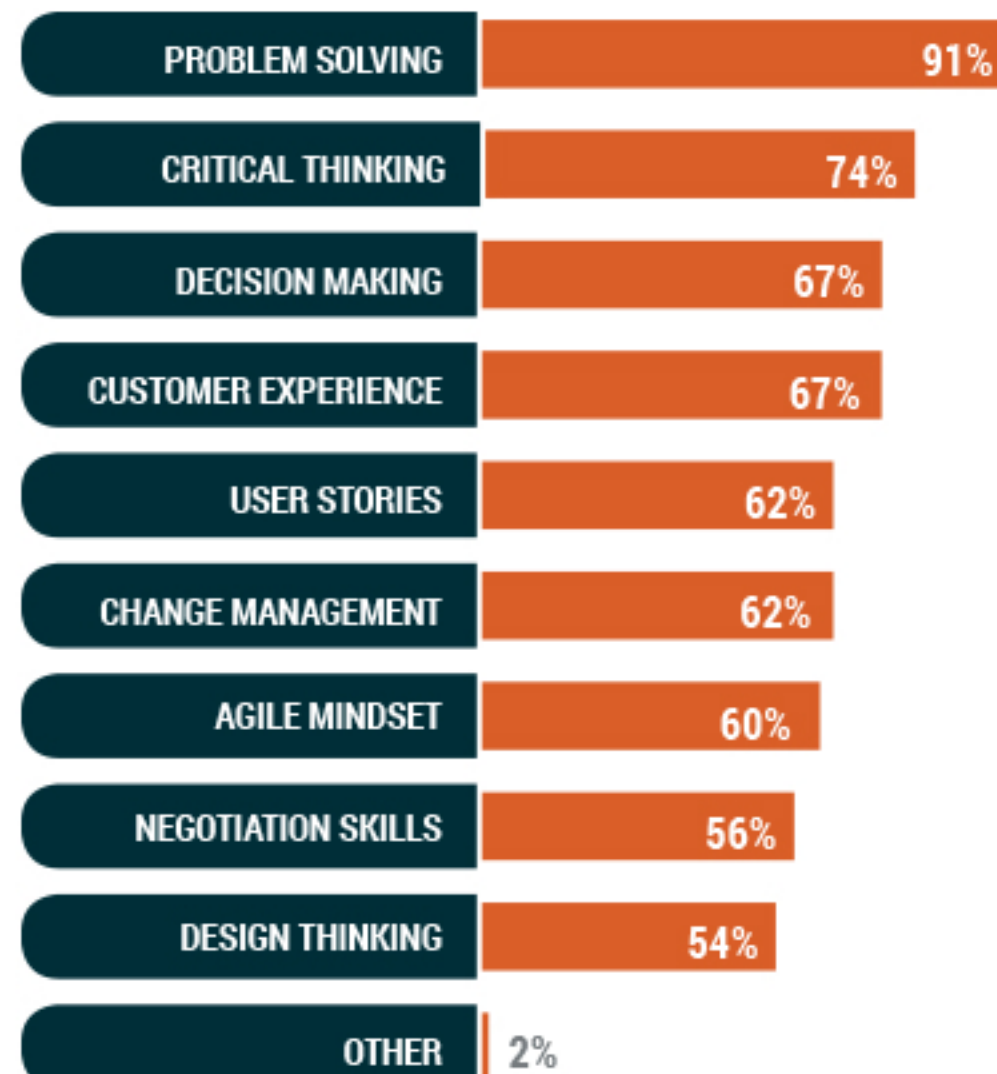
93% of respondents perform business analysis in their current role

42% of BA professionals hold an experienced / senior level role in their organization

REPORTING AREAS



REQUIRED COMPETENCIES AND SKILL SETS



CYBERSECURITY SKILLS RANKED IN ORDER OF IMPORTANCE



71% OF BA PROFESSIONALS PRACTICE AGILE APPROACHES



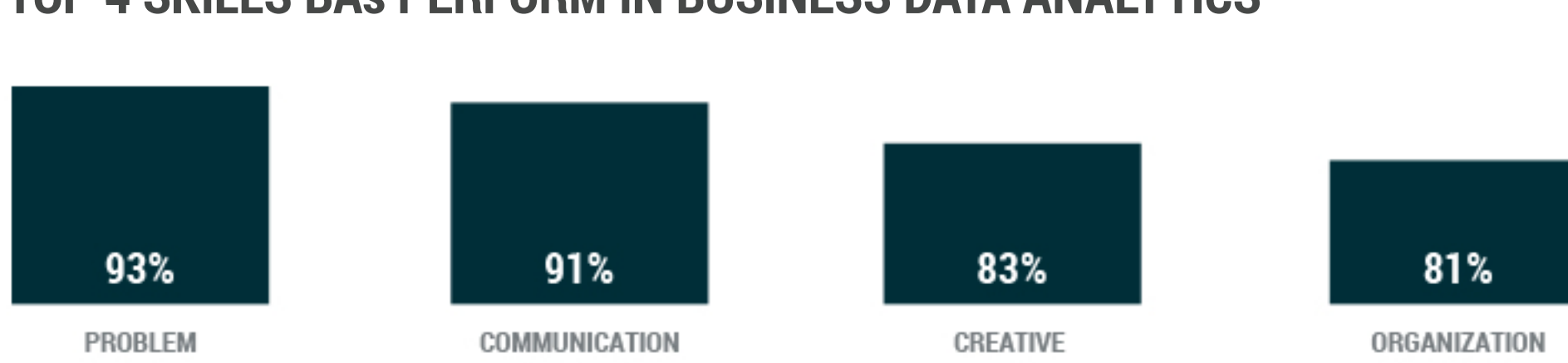
74% OF RESPONDENTS REPORT THEIR ORGANIZATIONS HAVE IMPLEMENTED DIGITAL OR ARE IN THE PROGRESS/PLANNING STAGE.

60% OF BA PROFESSIONALS REPORT BEING INVOLVED IN DIGITAL INITIATIVES.

Business data analytics has become an area of great interest to organizations looking to obtain valuable insights from data that supports more informed business decision making.

38% of respondents report they are involved in Business Data Analytics.

TOP 4 SKILLS BAs PERFORM IN BUSINESS DATA ANALYTICS



Become a Member and Receive the Full Report

IIBA members have exclusive access to leading content, including the full report of the 2019 Business Analysis Salary Survey.

Learn more at www.iiba.org/membership

THANK YOU TO OUR SPONSOR



THANK YOU TO OUR GLOBAL SUPPORTERS



All salary data reported in U.S. dollars.
A detailed salary survey guide will be available to IIBA members in Q4 2019.
The statistical significance has been calculated to be + or - 3% based on # and quality of respondents & the breakdown of the regions
IIBA conducted salary surveys in 2009, 2010, 2013, 2017, 2018
* average salary excludes results below \$25,000 USD
** average vs non-certified individuals